

ART



Drawing




In Early Years, children will be taught to hold a pencil effectively to begin to show accuracy and care when drawing.

In Key Stage 1, children explore a range of mediums to create observational drawings considering the shape and size of lines and the drawing as a whole.

In Key Stage 2, children will be taught a variety of drawing techniques of how to use marks and lines to show texture, shades, shadows and tones of figures and forms through different grades of pencils. Children use drawing techniques to portray mood, feelings and emotions within their work. In addition, children are taught how to show facial expressions, body language in sketches documenting their artwork through the use of sketchbooks.



ART



Sculpting




In Early Years, children are taught a range of techniques on a variety of materials to experiment with texture and form.

In Key Stage 1, children are taught how to experiment, explore, use and combine materials to create artwork. Children refine their sculptures by considering shape, texture and marks.

In Key Stage 2, children are taught to improve their mastery of sculpture by considering the shape, form, model and construction through the use of malleable and rigid materials, including the use of clay.



ART



Painting



In Early Years, children are taught a variety of artistic effects to express their ideas and feelings experimenting with design and colour.


In Key Stage 1, children are taught the names of and mix primary and secondary colours referring to the colour wheel and the colour spectrum. Children use this learning to create art using tints, tones, textures, patterns, shape, form and space.

In Key Stage 2, children are taught how to use a range of brushes, brush strokes and painting tools to create different effects and emotions in painting. In addition, children will know how to create mood and feelings through the use of hot, cold, harmonious and complimentary colours.



ART

Study of Artists



In Early Years, children share their creations, explaining the process they have used in relation to the study of a famous artist.

In Key Stage 1, children compare, describe and suggest how a range of artists have used colour, pattern and shape. Children ask questions about the artist's work to be inspired to craft, make or design their own artwork.

In Key Stage 2, children are taught how to identify and experiment with techniques used by a range of artists. Children are taught to compare the work of different artists including why art can be abstract and what message the artist is trying to convey. Children are taught the historical time periods of different artists and explain some features from them. In addition, children are taught to research how different artists developed their specific styles and techniques learning to replicate them in their own work.

